GEAR CHENTRA

G SERIES

COMPACT HELICAL GEAR SPEED REDUCERS

**RODA GIGI MIRING KOMPAK PEREDAM KECEPATAN*

SYSTEM CERTIFICATION ISO 9001 SGS

UKAS MANAGEMENT SYSTEMS 005

D&B

INSTALLATION DIMENSIONS ARE CONSISTENT WITH LEADING MODELS

DIMENSI INSTALASI SESUAI DENGAN MODEL TERKEMUKA

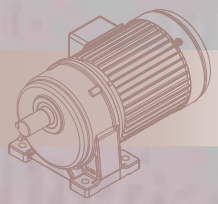

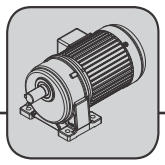

Numbering System

**Sistem Penomeran*

**Indikasi Motor Seri-G*

Indication of G-Series Motor

LH 18 - 100 - 60 - AC - M

Model	Frame	Output	Ratio	Voltage	Accessory
LH Horizontal Gear Motor **LV** Vertical Gear Motor **LH** Horizontal High Ratio Gear Motor **LV** Vertical High Ratio Gear Motor **LHM** Horizontal Flange Gear Reducer **LVM** Vertical Flange Gear Reducer **LHD** Horizontal Double Shaft Gear Reducer **LVD** Vertical Double Shaft Gear Reducer	**18** : Frame 18 **22** : Frame 22 **28** : Frame 28 **32** : Frame 32 **40** : Frame 40 **50** : Frame 50	**100** : 100W(1/8HP) **200** : 200W(1/4HP) **400** : 400W(1/2HP) **750** : 750W(1HP) **1500** : 1500W(2HP) **2200** : 2200W(3HP) **3700** : 3700W(5HP)	3~1800	**AC** : 1Phase 110/220V **AV** : 1Phase 110/220V **AVE** : 1Phase 110/220V **CE** : 1Phase 120/240V **S3** : 3Phase 220/380V **S4** : 3Phase 220/440V **S7** : 3Phase 230/415V ***AC** : For 1Phase 200W. **AV**, **AVE** : For 1Phase 400~1500W.	**M** : Electromagnetic Brake

• Terminal Box Direction

**Petunjuk Kotak Terminal*

Type	G1-Left Side (Standard Type)	G2-Right Side	G3-Upper Side	G4-Lower Side
LH				
LV	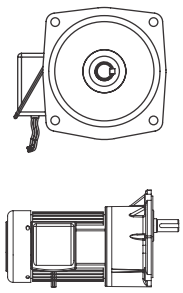	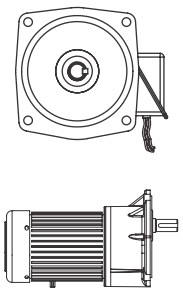	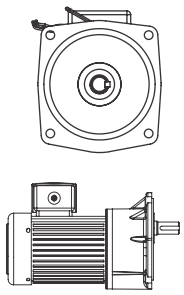	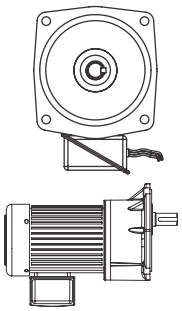
Wire Inlet Direction	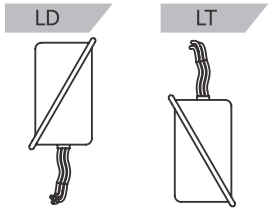	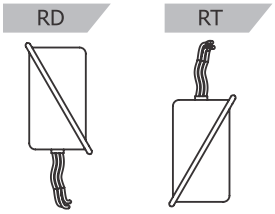	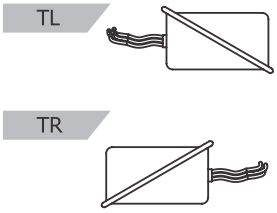	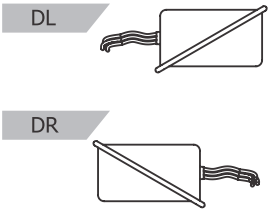
	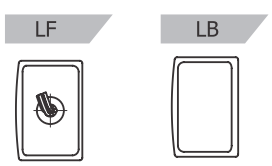	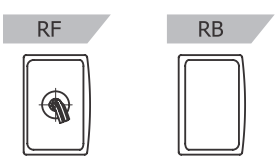		

* Please contact us while the motor is running under the low temperature environment. *(Silahkan hubungi kami saat motor sedang beroperasi di bawah lingkungan suhu rendah)*

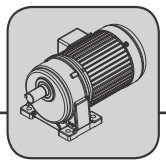

LH *(Horizontal Gear Motor)*

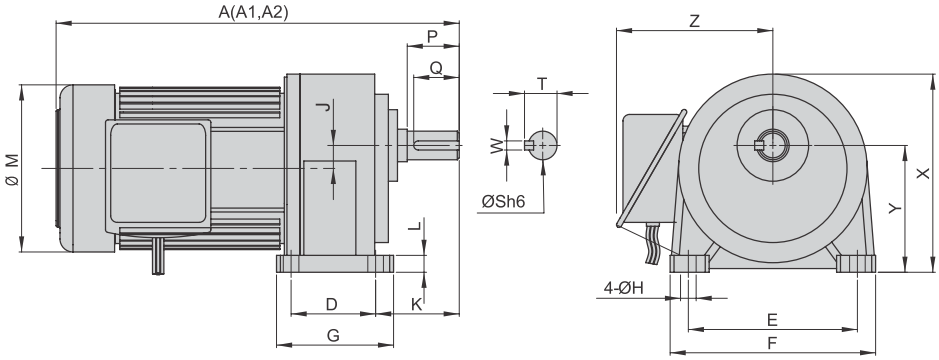

Dimension (mm)

Output W(HP)	Ratio	Housing	Code	A	A1	A2	D	E	F	G	H	J	K	L	M	X	Y	Z	Output Shaft				
																			S	P	W	T	Q
100W (1/8 HP)	3~50 (60~200)	1	18	250	285	250	40	110	135	65	9	16	49	10	130	131	88.5	120	18	30	5	20	25
	60~200	2	22	280	320	280	65	130	158	90	11	17.65	60	13	130	153	97.5	120	22	40	7	25	35
200W (1/4 HP)	3~10 (12.5~90)	1	18	270	305	290	40	110	135	65	9	16	49	10	130	131	88.5	120	18	30	5	20	25
	12.5~90 (100~200)	2	22	305	340	325	65	130	158	90	11	17.65	60	13	130	153	97.5	120	22	40	7	25	35
	100~200	3	28	315	350	335	90	140	180	120	11	24.22	66.5	16	130	174	116	120	28	45	7	31	40
400W (1/2 HP) Standard for 3-phase	3~10 (12.5~90)	2	22	325	340	-	65	130	158	90	11	17.65	63	13	130	153	97.5	135	22	40	7	25	35
	12.5~90 (100~200)	3	28	335	350	-	90	140	180	120	11	24.22	68.5	16	130	174	116	135	28	45	7	31	40
	100~200	4	32	380	395	-	130	170	210	165	12	30.22	70	20	130	198	130	135	32	55	10	35	50
400W (1/2 HP) Standard for 1-phase	3~10 (12.5~90)	2	22	340	350	360	65	130	158	90	11	17.65	63	13	162	153	97.5	135	22	40	7	25	35
	12.5~90 (100~200)	3	28	360	370	380	90	140	180	120	11	24.22	68.5	16	162	174	116	135	28	45	7	31	40
	100~200	4	32	400	410	415	130	170	210	165	12	30.22	70	20	162	198	130	135	32	55	10	35	50
750W (1 HP)	(3~25)	2	22	345	355	380	65	130	158	90	11	17.65	60	13	162	153	97.5	135	22	40	7	25	35
	3~25 (30~120)	3	28	370	375	410	90	140	180	120	11	24.22	66.5	16	162	174	116	135	28	45	7	31	40
	30~120 (125~200)	4	32	400	410	440	130	170	210	165	12	30.22	70	20	162	198	130	135	32	55	10	35	50
	125~200	5	40	465	465	500	150	210	265	198	15	36	89	24	162	250	160	135	40	65	10	43	60
1500W (2 HP)	(3~30)	3	28	420	430	-	90	140	180	120	11	24.22	68.5	16	192	174	116	135	28	45	7	31	40
	3~30 (40~100)	4	32	450	450	475	130	170	210	165	13	30.22	70	20	192	198	130	146	32	55	10	35	50
	40~100 (110~150)	5	40	510	510	510	150	210	265	198	15	36	89	24	192	250	160	146	40	65	10	43	60
	110~180	6	50	560	560	560	170	265	319	238	18	51	120	31.5	192	308	200	146	50	80	14	54	75
2200W (3 HP)	3~40 (45~80)	5	40	530	530	-	150	210	265	198	15	36	89	24	220	250	160	160	40	65	10	43	60
	45~100	6	50	580	580	-	170	265	319	238	18	51	120	31.5	220	308	200	160	50	80	14	54	75
3700W (5 HP)	3~10 (15~60)	5	40	560	560	-	150	210	265	198	15	36	89	24	220	250	160	160	40	65	10	43	60
	15~60	6	50	620	620	-	170	265	319	238	18	51	120	31.5	220	308	200	160	50	80	14	54	75

※ Ratio showed in parenthesis ( ) are used for light loading. *(Rasio yang ditunjukkan dalam tanda kurung ( ) digunakan untuk pembebanan ringan)*

NOTES (1) A : With 3-phase motors. / A1 : With 3-phase brake motors. / A2 : With single-phase motors.
(2) Refer to dimension of single-phase brake motor, please contact us.

Catatan (1) A : Dengan motor 3-fasa. / A1 : Dengan motor rem 3-fasa. / A2 : Dengan motor 1-fasa.
(2) Lihat dimensi motor rem 1-fasa, silahkan hubungi kami.

LV *(Vertical Gear Motor)*

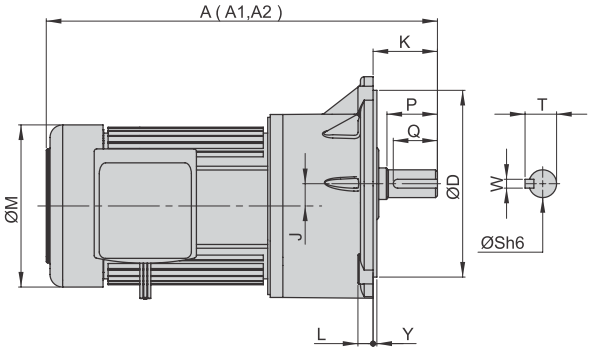

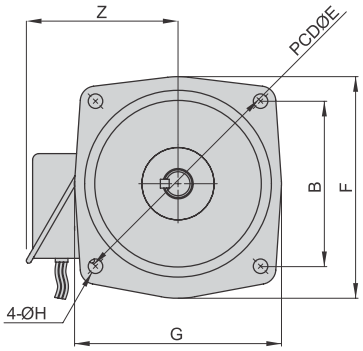

A Type Flange
(Code22、28、32、40、50)

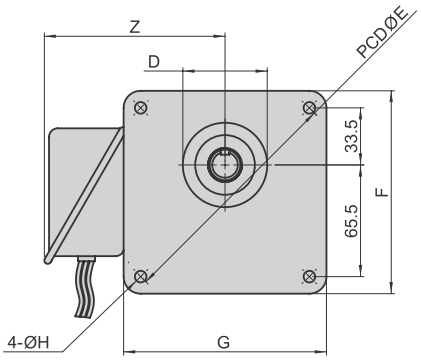

* B Type Flange
(Code18)

Dimension(mm)

Output W(HP)	Ratio	Housing	Code	A	A1	A2	B	D	E	F	G	H	J	K	L	M	Y	Z	Output Shaft				
																			S	P	W	T	Q
100W (1/8 HP)	3~50 (60~200)	1	18*	250	285	250	-	50	140	119	119	9	16	40	12	130	-	120	18	30	5	20	25
	60~200	2	22	280	320	280	130.8	148	185	176	164	11	17.65	47	12	130	3	120	22	40	7	25	35
200W (1/4 HP)	3~10 (12.5~90)	1	18*	270	305	290	-	50	140	119	119	9	16	40	12	130	-	120	18	30	5	20	25
	12.5~90 (100~200)	2	22	305	340	325	130.8	148	185	176	164	11	17.65	47	12	130	3	120	22	40	7	25	35
	100~200	3	28	315	350	335	155.6	170	220	216	216	11	24.22	60	15	130	6	120	28	45	7	31	40
400W (1/2 HP) Standard for 3-phase	3~10 (12.5~90)	2	22	325	340	-	130.8	148	185	176	164	11	17.65	50	12	130	3	135	22	40	7	25	35
	12.5~90 (100~200)	3	28	335	350	-	155.6	170	220	216	216	11	24.22	60	15	130	6	135	28	45	7	31	40
	100~200	4	32	400	410	-	180.3	185	255	241	225	13	30.22	65	15	130	4	135	32	55	10	35	50
400W (1/2 HP) Standard for 1-phase	3~10 (12.5~90)	2	22	340	350	370	130.8	148	185	176	164	11	17.65	50	12	162	3	135	22	40	7	25	35
	12.5~90 (100~200)	3	28	360	370	380	155.6	170	220	216	216	11	24.22	60	15	162	6	135	28	45	7	31	40
	100~200	4	32	400	410	450	180.3	185	255	241	225	13	30.22	65	15	162	4	135	32	55	10	35	50
750W (1 HP)	(3~25)	2	22	345	355	400	130.8	148	185	176	164	11	17.65	47	12	162	3	135	22	40	7	25	35
	3~25 (30~120)	3	28	360	370	410	155.6	170	220	216	216	11	24.22	60	15	162	6	135	28	45	7	31	40
	30~120 (125~200)	4	32	400	410	450	180.3	185	255	241	225	13	30.22	65	15	162	4	135	32	55	10	35	50
	125~200	5	40	465	465	500	219.3	230	310	291	272	15	36	85	21	162	5	135	40	65	10	43	60
1500W (2 HP)	(3~30)	3	28	420	430	-	155.6	170	220	216	216	11	24.22	60	15	192	6	135	28	45	7	31	40
	3~30 (40~100)	4	32	460	465	450	180.3	185	255	241	225	13	30.22	65	15	192	4	146	32	55	10	35	50
	40~100 (110~150)	5	40	510	510	510	219.3	230	310	291	272	15	36	85	21	192	5	146	40	65	10	43	60
	110~180	6	50	560	560	560	275.8	280	390	369	341	18	51	92	25	192	5	146	50	80	14	54	75
2200W (3 HP)	3~40 (45~80)	5	40	530	530	-	219.3	230	310	291	272	15	36	85	21	220	5	160	40	65	10	43	60
	45~100	6	50	580	580	-	275.8	280	390	369	341	18	51	92	25	220	5	160	50	80	14	54	75
3700W (5 HP)	3~10 (15~60)	5	40	560	560	-	219.3	230	310	291	272	15	36	85	21	220	5	160	40	65	10	43	60
	15~60	6	50	620	620	-	275.8	280	390	369	341	18	51	92	25	220	5	160	50	80	14	54	75

* Code 18 : Belongs to B type flange. *(Kode 18 : Milik flange tipe B)*

※ Ratio showed in parenthesis ( ) are used for light loading. *(Rasio yang ditunjukkan dalam tanda kurung ( ) digunakan untuk pembebanan ringan)*

NOTES (1) A : With 3-phase motors. / A1 : With 3-phase brake motors. / A2 : With single-phase motors.
(2) Refer to dimension of single-phase brake motor, please contact us.

Catatan (1) A : Dengan motor 3-fasa. / A1 : Dengan motor rem 3-fasa. / A2 : Dengan motor 1-fasa.
(2) Lihat dimensi motor rem 1-fasa, silahkan hubungi kami.

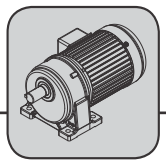

LH *(Horizontal High Ratio Gear Motor)*

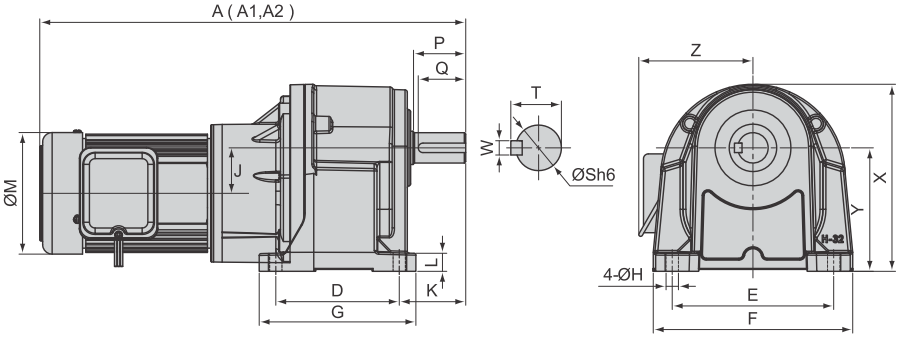



Dimension (mm)

Output W(HP)	Ratio	Housing	Code	A	A1	A2	D	E	F	G	H	J	K	L	M	X	Y	Z	Output Shaft				
																			S	P	W	T	Q
100W	(250~1800)	1#+2#	22	350	385	350	65	130	158	90	11	33.65	63	13	130	153	97.5	135	22	40	7	25	35
	250~1800	1#+3#	28	350	385	350	90	140	180	120	11	40.22	68.5	16	130	174	116	135	28	45	7	31	40
200W	(250~1800)	1#+3#	28	385	420	405	90	140	180	120	11	40.22	68.5	16	130	174	116	135	28	45	7	31	40
	250~1800	2#+4#	32	435	470	455	130	170	210	165	13	47.87	70	20	130	198	130	135	32	55	10	35	50
400W (Standard for 3-phase)	(250~1800)	2#+4#	32	455	470	500	130	170	210	165	13	47.87	70	20	130	198	130	135	32	55	10	35	50
	250~1800	3#+5#	40	510	525	555	150	210	265	198	15	52.22	89	24	130	250	162	146	40	65	10	43	60
400W (Standard for 1-phase)	(250~1800)	2#+4#	32	455	470	500	130	170	210	165	13	47.87	70	20	162	198	130	135	32	55	10	35	50
	250~1800	3#+5#	40	510	525	555	150	210	265	198	15	52.22	89	24	162	250	162	146	40	65	10	43	60

LV *(Vertical High Ratio Gear Motor)*

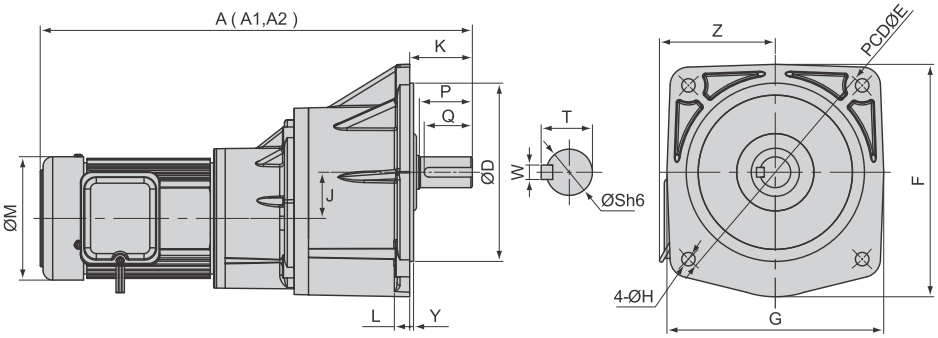



Dimension (mm)

Output W(HP)	Ratio	Housing	Code	A	A1	A2	D	E	F	G	H	J	K	L	M	Y	Z	Output Shaft				
																		S	P	W	T	Q
100W	(250~1800)	1#+2#	22	350	385	350	148	185	176	164	11	33.65	50	12	130	3	135	22	40	7	25	35
	250~1800	1#+3#	28	350	385	350	170	220	216	216	11	40.22	60	15	130	6	135	28	45	7	31	40
200W	(250~1800)	1#+3#	28	385	420	405	170	220	216	216	11	40.22	60	15	130	6	135	28	45	7	31	40
	250~1800	2#+4#	32	435	470	455	185	255	241	225	13	47.87	65	15	130	4	135	32	55	10	35	50
400W (Standard for 3-phase)	(250~1800)	2#+4#	32	455	470	500	185	255	241	225	13	47.87	65	15	130	4	135	32	55	10	35	50
	250~1800	3#+5#	40	510	525	555	230	310	291	272	15	52.22	85	21	130	5	135	40	65	10	43	60
400W (Standard for 1-phase)	(250~1800)	2#+4#	32	455	470	500	185	255	241	225	13	47.87	65	15	162	4	135	32	55	10	35	50
	250~1800	3#+5#	40	510	525	555	230	310	291	272	15	52.22	85	21	162	5	135	40	65	10	43	60

LHM *(Horizontal Flange Gear Reducer)*

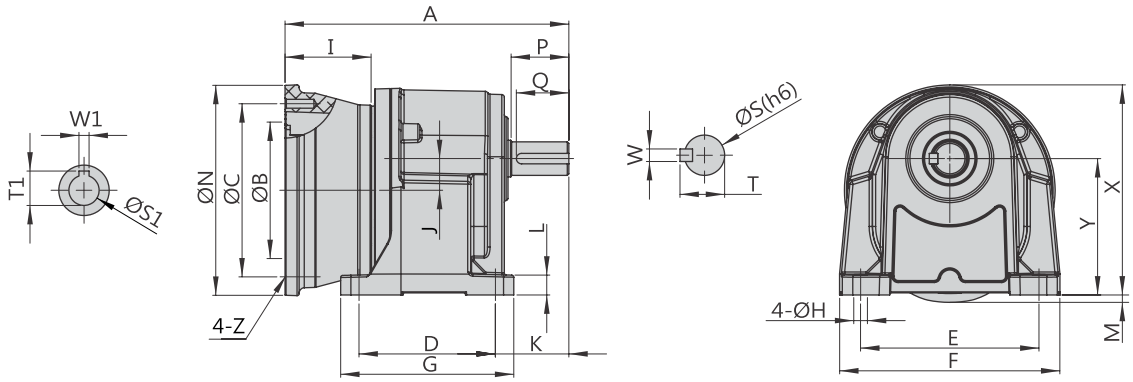

Dimension (mm)

Output W (HP)	Ratio	Code	A	B	C	D	E	F	G	H	I	J	K	L	M	N	X	Y	Z	Output Shaft					Input Bore		
																				Output		Keyway			Bore	Keyway	
																				S	P	W	T	Q	S1	W1	T1
100W 1/8HP	3-50 (60~200)	18	160	110	130	40	110	135	65	9	55	16	50	10.5	8	160	131	88.5	M8	Ø18	30	5	20	25	Ø11	4	12.8
	60-200	22	190	110	130	65	130	158	90	11	55	17.65	60	13	1	160	153	97.5	M8	Ø22	40	7	25	35	Ø11	4	12.8
200W 1/4HP	3-10 (12.5~90)	18	160	110	130	40	110	135	65	9	55	16	50	10.5	8	160	131	88.5	M8	Ø18	30	5	20	25	Ø11	4	12.8
	12.5-90 (100~200)	22	190	110	130	65	130	158	90	11	55	17.65	60	13	1	160	153	97.5	M8	Ø22	40	7	25	35	Ø11	4	12.8
	100-200	28	205	110	130	90	140	180	120	11	55	24.22	66.5	16	-	160	178	116	M8	Ø28	45	7	31	40	Ø11	4	12.8
400W 1/2HP	3-10 (12.5~90)	22	190	110	130	65	130	158	90	11	55	17.65	60	13	1	160	153	97.5	M8	Ø22	40	7	25	35	Ø14	5	16.3
	12.5-90 (100~200)	28	205	110	130	90	140	180	120	11	55	24.22	66.5	16	-	160	178	116	M8	Ø28	45	7	31	40	Ø14	5	16.3
	100-200	32	255	110	130	130	170	210	165	13	55	30.22	70	20	-	160	216	130	M8	Ø32	55	10	35	50	Ø14	5	16.3
750W 1HP	3-25 (30~120)	28	235	130	165	90	140	180	120	11	82	24.22	66.5	16	9	200	178	116	M10	Ø28	45	7	31	40	Ø19	6	21.8
	30-120 (125~200)	32	280	130	165	130	170	210	165	13	82	30.22	70	20	1	200	216	130	M10	Ø32	55	10	35	50	Ø19	6	21.8
	125-200	40	330	130	165	150	210	265	205	15	82	36	85	23	-	200	250	160	M10	Ø40	65	10	43	60	Ø19	6	21.8
1500W 2HP	3-30	32	280	130	165	130	170	210	165	13	82	30.22	70	20	1	200	216	130	M10	Ø32	55	10	35	50	Ø24	8	27.3
	40-100	40	330	130	165	150	210	265	205	15	82	36	85	23	-	200	250	160	M10	Ø40	65	10	43	60	Ø24	8	27.3
2200W 3HP	3-40	40	350	180	215	150	210	265	205	15	95	36	85	23	-	250	250	160	M14	Ø40	65	10	43	60	Ø28	8	31.3
3700W 5HP	3-10	40	350	180	215	150	210	265	205	15	95	36	85	23	-	250	250	160	M14	Ø40	65	10	43	60	Ø28	8	31.3

※ Ratio showed in parenthesis ( ) are used for light loading. *(Rasio yang ditunjukkan dalam tanda kurung ( ) digunakan untuk pembebanan ringan)*
Note : Available for IEC Motors. *(Catatan : Tersedia untuk Motor IEC)*

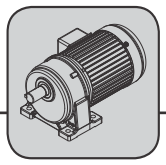

LVM *(Vertical Flange Gear Reducer)*



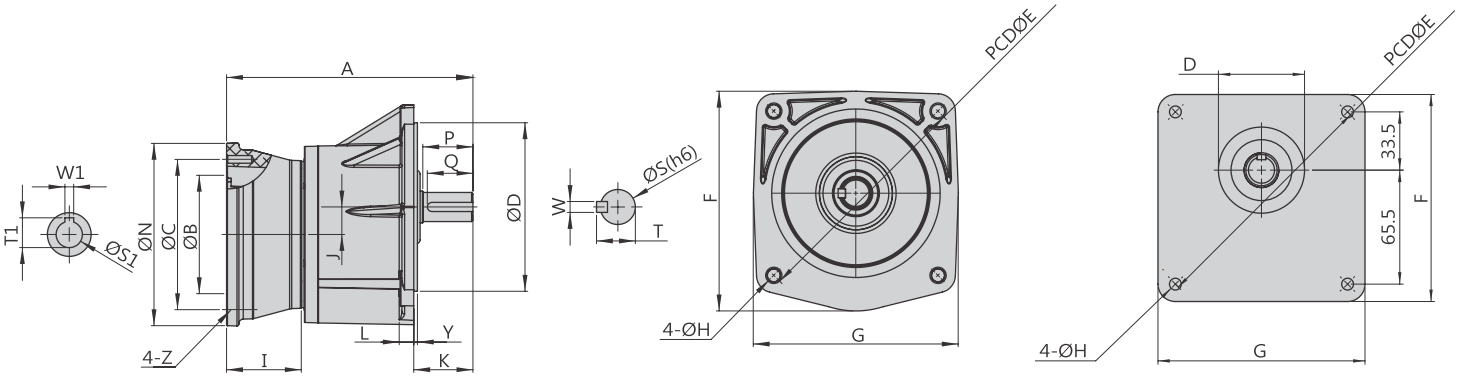

A Type Flange
(For Code 22、28、32、40)

* B Type Flange
(For Code 18)

Dimension (mm)

Output W (HP)	Ratio	Code	A	B	C	D	E	F	G	H	I	J	K	L	N	Y	Z	Output Shaft					Input Bore		
																		Shaft		Keyway			Bore	Keyway	
																		S	P	W	T	Q	S1	W1	T1
100W 1/8HP	3-50 (60~200)	18*	160	110	130	50	140	119	119	9	55	16	40	12	160	-	M8	Ø18	30	5	20	25	Ø11	4	12.8
	60-200	22	190	110	130	148	185	176	164	11	55	17.65	47	12	160	3	M8	Ø22	40	7	25	35	Ø11	4	12.8
200W 1/4HP	3-10 (12.5~90)	18*	160	110	130	50	140	119	119	9	55	16	40	12	160	-	M8	Ø18	30	5	20	25	Ø11	4	12.8
	12.5-90 (100~200)	22	190	110	130	148	185	176	164	11	55	17.65	47	12	160	3	M8	Ø22	40	7	25	35	Ø11	4	12.8
	100-200	28	205	110	130	170	220	216	216	11	55	24.22	60	15	160	6	M8	Ø28	45	7	31	40	Ø11	4	12.8
400W 1/2HP	3-10 (12.5~90)	22	190	110	130	148	185	176	164	11	55	17.65	47	12	160	3	M8	Ø22	40	7	25	35	Ø14	5	16.3
	12.5-90 (100~200)	28	205	110	130	170	220	216	216	11	55	24.22	60	15	160	6	M8	Ø28	45	7	31	40	Ø14	5	16.3
	100-200	32	255	110	130	185	255	241	225	13	55	30.22	70	15	160	4	M8	Ø32	55	10	35	50	Ø14	5	16.3
750W 1HP	3-25 (30~120)	28	235	130	165	170	220	216	216	11	82	24.22	60	15	200	6	M10	Ø28	45	7	31	40	Ø19	6	21.8
	30-120 (125~200)	32	280	130	165	185	255	241	225	13	82	30.22	70	15	200	4	M10	Ø32	55	10	35	50	Ø19	6	21.8
	125-200	40	330	130	165	230	310	290	268	15	82	36	85	21	200	5	M10	Ø40	65	10	43	60	Ø19	6	21.8
1500W 2HP	3-30	32	280	130	165	185	255	241	225	13	82	30.22	70	15	200	4	M10	Ø32	55	10	35	50	Ø24	8	27.3
	40-100	40	330	130	165	230	310	290	268	15	82	36	85	21	200	5	M10	Ø40	65	10	43	60	Ø24	8	27.3
2200W 3HP	3-40	40	350	180	215	230	310	290	268	15	95	36	85	21	250	5	M14	Ø40	65	10	43	60	Ø28	8	31.3
3700W 5HP	3-10	40	350	180	215	230	310	290	268	15	95	36	85	21	250	5	M14	Ø40	65	10	43	60	Ø28	8	31.3

※ Ratio showed in parenthesis ( ) are used for light loading. *(Rasio yang ditunjukkan dalam tanda kurung ( ) digunakan untuk pembebanan ringan)*

* Code 18 : Belongs to B type flange. *(Kode 18 : Milik flange tipe B)*

Note : Available for IEC Motors. *(Catatan : Tersedia untuk Motor IEC)*

LHD *(Horizontal Double Shaft Gear Reducer)*

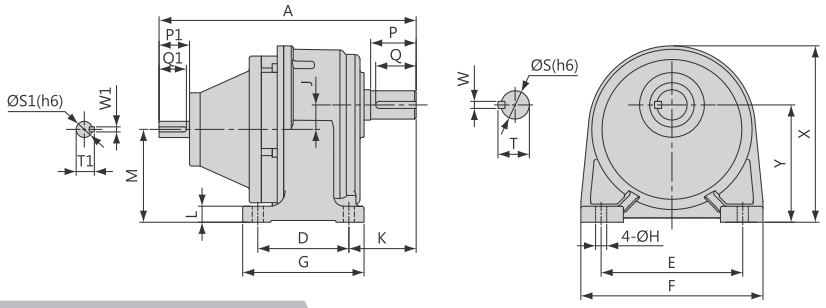



Dimension (mm)

Output W (HP)	Ratio	Code	A	D	E	F	G	H	J	K	L	M	X	Y	Output Shaft					Input Shaft				
															S	P	W	T	Q	S1	P1	W1	T1	Q1
100W 1/8HP	3-50 (60~200)	18	164.5	40	110	135	65	9	16	45	10	72.5	131	88.5	18	30	5	20	25	14	25	5	16	22
	60-200	22	195.5	65	130	158	90	11	17.65	60	13	80	153	97.5	22	40	7	25	35	14	25	5	16	22
200W 1/4HP	3-10 (12.5~90)	18	164.5	40	110	135	65	9	16	45	10	72.5	131	88.5	18	30	5	20	25	14	25	5	16	22
	12.5-90 (100~200)	22	195.5	65	130	158	90	11	17.65	60	13	80	153	97.5	22	40	7	25	35	14	25	5	16	22
	100-200	28	210	90	140	180	120	11	24.22	66.5	16	92	174	116	28	45	7	31	40	14	25	5	16	22
400W 1/2HP	3-10 (12.5~90)	22	230	65	130	158	90	11	17.65	60	13	80	153	97.5	22	40	7	25	35	16	30	5	18	27
	12.5-90 (100~200)	28	254	90	140	180	120	11	24.22	66.5	16	92	174	116	28	45	7	31	40	16	30	5	18	27
	100-200	32	293	130	170	210	165	13	30.22	70	20	100	198	130	32	55	10	35	50	16	30	5	18	27
750W 1HP	3-25 (30~120)	28	267	90	140	180	120	11	24.22	66.5	16	92	174	116	28	45	7	31	40	19	40	6	21.5	35
	30-120 (125~200)	32	303	130	170	210	165	13	30.22	70	20	100	198	130	32	55	10	35	50	19	40	6	21.5	35
1500W 2HP	3-30	32	313	130	170	210	165	13	30.22	70	20	100	198	130	32	55	10	35	50	24	50	8	27	45

LVD *(Vertical Double Shaft Gear Reducer)*

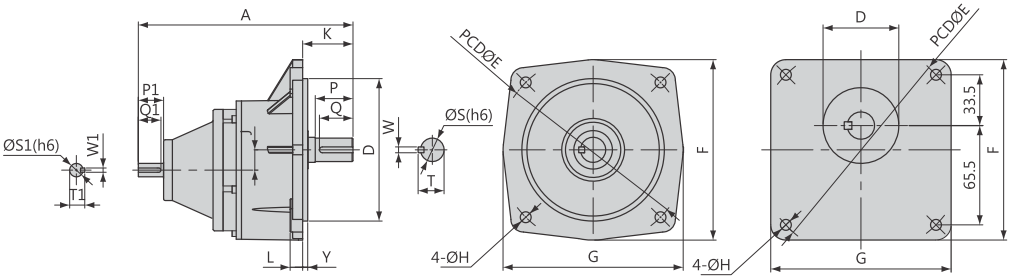



A Type Flange
(For Code 22、28、32)

* B Type Flange
(For Code 18)

Dimension (mm)

Output W (HP)	Ratio	Code	A	D	E	F	G	H	J	K	L	Y	Output Shaft					Input Shaft				
													S	P	W	T	Q	S1	P1	W1	T1	Q1
100W 1/8HP	3-50 (60~200)	18*	164.5	50	140	119	119	9	16	40	12	–	18	30	5	20	25	14	25	5	16	22
	60-200	22	195.5	148	185	176	164	11	17.65	47	12	3	22	40	7	25	35	14	25	5	16	22
200W 1/4HP	3-10 (12.5~90)	18*	164.5	50	140	119	119	9	16	40	12	–	18	30	5	20	25	14	25	5	16	22
	12.5-90 (100~200)	22	195.5	148	185	176	164	11	17.65	47	12	3	22	40	7	25	35	14	25	5	16	22
	100-200	28	210	170	220	216	216	11	24.22	60	15	6	28	45	7	31	40	14	25	5	16	22
400W 1/2HP	3-10 (12.5~90)	22	230	148	185	176	164	11	17.65	47	12	3	22	40	7	25	35	16	30	5	18	27
	12.5-90 (100~200)	28	254	170	220	216	216	11	24.22	60	15	6	28	45	7	31	40	16	30	5	18	27
	100-200	32	293	185	255	241	225	13	30.22	65	15	4	32	55	10	35	50	16	30	5	18	27
750W 1HP	3-25 (30~120)	28	267	170	220	216	216	11	24.22	60	15	6	28	45	7	31	40	19	40	6	21.5	35
	30-120 (125~200)	32	303	185	255	241	225	13	30.22	65	15	4	32	55	10	35	50	19	40	6	21.5	35
1500W 2HP	3~30	32	313	185	255	241	225	13	30.22	65	15	4	32	55	10	35	50	24	50	8	27	45

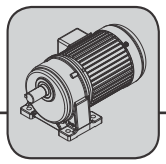

*3 Fasa dengan 6 kabel

3 Phase with 6 wires

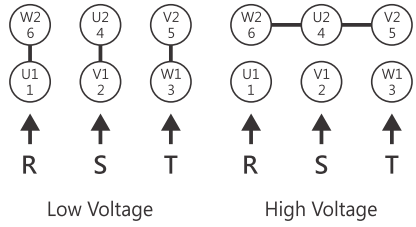

*3 Fasa dengan 9 kabel

3 Phase with 9 wires

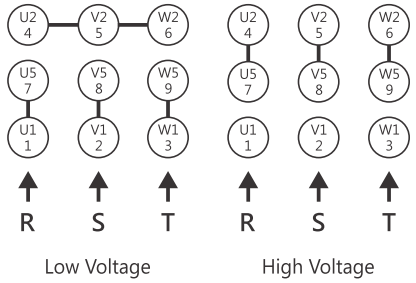

*3 Fasa dengan 6 kabel dengan rem

3 Phase with 6 wires with brake

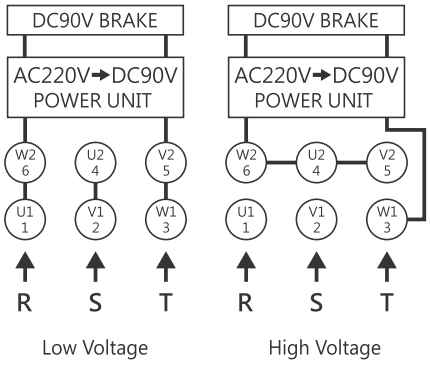

*3 Fasa dengan 9 kabel dengan rem

3 Phase with 9 wires with brake

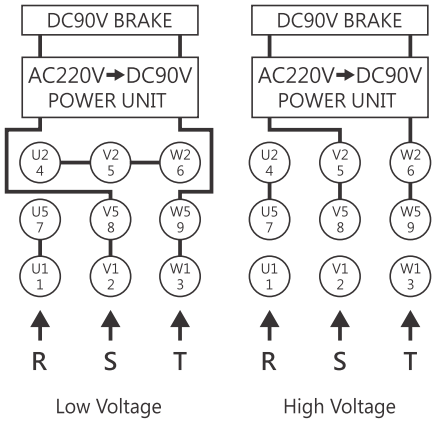

*1 Fasa 110V dengan 6 Kabel

1 Phase 110V with 6 wires

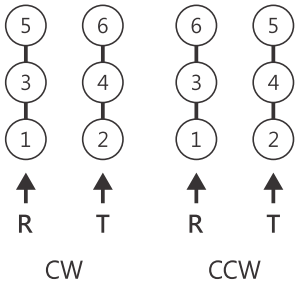

*1 Fasa 110V dengan 6 Kabel dengan rem

1 Phase 110V with 6 wires with brake

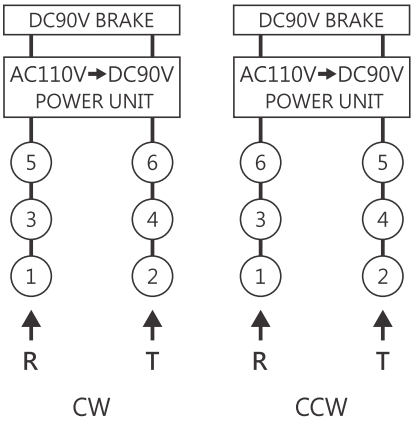

*1 Fasa 220V dengan 6 Kabel dengan rem

1 Phase 220V with 6 wires with brake

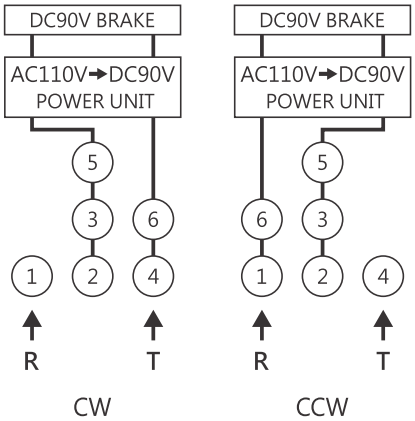

*1 Fasa 220V dengan 6 Kabel

1 Phase 220V with 6 wires

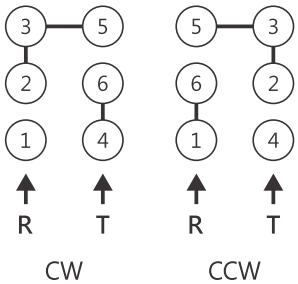

*Seri J-1 Fasa 110V dengan rem

J Series-1 Phase 110V with brake

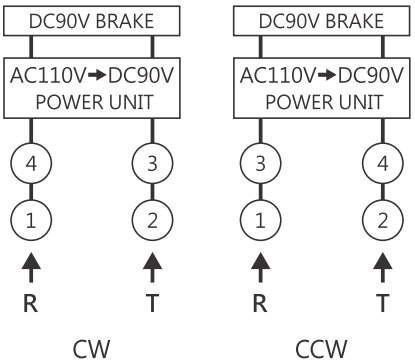

*Seri J-1 Fasa 220V dengan rem

J Series-1 Phase 220V with brake

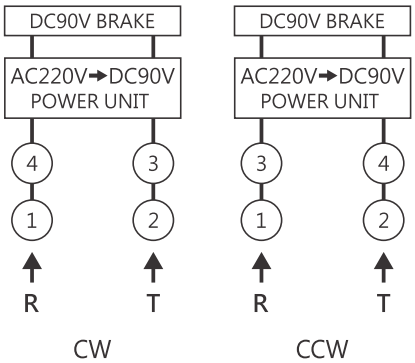

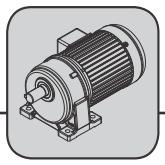

Specifications

*Spesifikasi

Specification of Motor and Brake

Phase	Output (W/HP)	Pole	Voltage	Hz	Rating			Class	Kgfm	Release Time		Adjust Gap		With brake		
					RPM	Current (AMP)	Torque (Kg-m)			AC Switch	DC Switch	Specified Value	Boundary Value	Brake Voltage	Input Voltage	Operation Times
Three Phase 3Ø	100W(1/8 HP)	4P	220/380	60/50	1680/1380	0.8/0.46	0.057/0.07	F	0.1	0.1	0.06	0.3	0.7	DC90V	AC 200-240V	10times /min
	200W(1/4 HP)		220/380	60/50	1680/1380	1.2/0.7	0.116/0.142	F	0.2	0.07	0.03	0.3	0.7			
	400W(1/2 HP)		220/380	60/50	1680/1400	2.1/1.2	0.231/0.277	F	0.4	0.10	0.03	0.3	0.7			
	750W(1 HP)		220/380	60/50	1680/1400	3.6/2.1	0.43/0.52	F	0.8	0.12	0.05	0.4	1.0			
	1500W(2 HP)		220/380	60/50	1680/1420	6.1/3.5	0.87/1.03	F	1.6	0.14	0.05	0.4	1.0			
	2200W(3 HP)		220/380	60/50	1680/1420	9.5/5.5	1.26/1.50	F	2.5	0.15	0.03	0.4	1.0			
	3700W(5 HP)		220/380	60/50	1680/1420	15/8.7	2.14/2.54	F	5.0	0.17	0.05	0.5	1.2			
Single Phase 1Ø	100W(1/8 HP)	4P	110/220	60/50	1680/1380	2/1	0.057/0.07	F	0.1	0.1	0.06	0.3	0.7	DC90V	AC 100-110V 200-240V	10times /min
	200W(1/4 HP)		110/220	60/50	1680/1380	4/2	0.116/0.142	F	0.2	0.07	0.03	0.3	0.7			
	400W(1/2 HP)		110/220	60/50	1680/1400	8/4	0.232/0.278	F	0.4	0.10	0.03	0.3	0.7			
	750W(1 HP)		110/220	60/50	1680/1400	12/6	0.43/0.52	F	0.8	0.12	0.15	0.4	1.0			

Output Specification of Reducer

Ratio	Output RPM		100W (1/8 HP)				200W (1/4 HP)				400W (1/2 HP)				750W (1 HP)				1500W (2 HP)				2200W (3 HP)			
			Output shaft permissible torque				Output shaft permissible torque				Output shaft permissible torque				Output shaft permissible torque				Output shaft permissible torque				Output shaft permissible torque			
	50Hz	60Hz		50Hz	60Hz	O.H.L		50Hz	60Hz	O.H.L		50Hz	60Hz	O.H.L		50Hz	60Hz	O.H.L		50Hz	60Hz	O.H.L		50Hz	60Hz	O.H.L
				Kg.m	Kg.m	Kgf		Kg.m	Kg.m	Kgf		Kg.m	Kg.m	Kgf		Kg.m	Kg.m	Kgf		Kg.m	Kg.m	Kgf		Kg.m	Kg.m	Kgf
3	500	600	18	0.2	0.17	30	18	0.38	0.31	30	22	0.71	0.6	54	28	1.29	1.11	62	32	2.60	2.21	135	40	3.8	3.19	155
5	300	360		0.32	0.27	60		0.61	0.5	60		1.15	1	90		2.25	1.85	130		4.81	3.5	180		6.55	5.48	220
10	150	180		0.62	0.51	90		1.2	1	90		2.5	2.1	120		4.6	3.9	180		8.8	7.1	250		13.2	10.7	320
12.5	120	144		0.77	0.66	100	22	1.54	1.24	100	28	3.1	2.5	130		5.7	4.9	190		11	8.9	290		16.5	13.3	340
15	100	120		0.93	0.77	100		1.85	1.5	100		3.7	2.9	140		6.9	5.8	220		13.2	10.7	290		19.8	16	360
20	75	90		1.2	1	120		2.47	1.99	120		4.94	4	150		9.3	7.7	240		17.6	14.2	330		26.5	21.4	410
25	60	72		1.5	1.3	130		3	2.49	130		6.17	4.9	170		11.6	9.6	250		22.1	17.8	390		33.1	26.7	480
30	50	60		1.8	1.4	140		3.6	2.98	180		7.4	5.87	260	32	13.85	11.55	410		26.4	21.3	520		39.65	32	710
40	37.5	45		2.4	2	150		4.94	3.99	190		9.88	7.98	290		17.9	14.9	430	40	35.3	28.5	600		53	42.8	740
50	30	36		3	2.5	160		6.17	4.98	200		12.3	9.97	320		22.4	18.7	470		44.2	35.7	720	50	66.3	53.3	880
60	25	30	22	3.6	3	220		7.4	5.98	220		14.8	11.9	350		26.9	22.4	560		53	42.8	720		79.5	64.2	1000
70	22	26		4.3	3.6	220		7.9	6.9	220		16.5	13.6	350		31.7	26.5	560		62.6	52.1	720		92.6	77.3	1000
75	20	24		4.6	3.7	220		9.2	7.5	220		18.5	14.9	350		35.1	28.3	560		66.3	53.5	720		99.4	80.3	1000
80	18.7	22.5		4.9	4.1	220		9.4	7.9	220		18.4	15.5	350		35.4	29.8	560		70.9	59.5	720		105.1	87.7	1000
90	16.6	20		5.4	4.4	250		11	8.9	250		22.1	17.8	350		42	33.95	600		79.4	64.1	720				
100	15	18		6	5	250	28	12.3	9.9	250	32	24.7	19.9	350		46.8	37.8	600		88.4	71.4	720				
120	12.5	15		7.2	6	250		14.8	11.9	340		29.6	23.9	600		58.4	47.3	720	50	106	85.6	1000				
150	10	12		9.1	7.4	250		18.4	14.8	350		36.9	29.8	600	40	70.1	56.6	720		132.5	107	1000				
180	8.3	10		11	9	250		22.2	17.9	350		44.4	35.9	600		84.2	68	720		132.6	107.1	1000				
200	7.5	9		11.9	10	250		24.7	19.9	350		49.4	39.9	600		93.6	75.6	720								

※ Above data is for reference only. Any changes will not be noticed. *(Data di atas hanya untuk referensi. Setiap perubahan tidak akan diberitahukan.)*

Normal Ratio & Actual Ratio

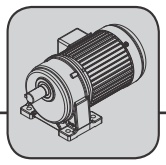

Standard Gearmotor

10 Ø18	1/8 HP	Normal	3	5	7.5	10	12.5	15	18	20	21.4	25	30	36	40	50	60	75	80	90	100	120	150	180	200
		Actual	3.33	5	7.5	10.79	12.65	15	17.69	20	21.36	25	29.49	36.67	40.53	50.42	60.24	73.33	--	91.67	107.56	122.22	150	165	198
	1/4 HP	Normal	3	5	7.5	10	12.5	15	18	20	21.4	25	30	36	40	50	60	75	80	90	--	--	--	--	--
		Actual	3.33	5	7.5	10.79	12.65	15	17.69	20	21.36	25	29.49	36.67	40.53	50.42	60.24	73.33	--	91.67	--	--	--	--	--
11 Ø22	1/8 HP	Normal	60	70	80	90	100	120	140	150	160	180	200	240	--	--	--	--	--	--	--	--	--	--	--
		Actual	63.12	68.93	75.63	92.7	103.11	120.74	131.31	143.4	157.34	192.84	215.91	239.9	--	--	--	--	--	--	--	--	--	--	--
	1/4 HP	Normal	12.5	15	18	20	25	30	40	50	60	70	80	90	100	120	140	150	160	180	200	--	--	--	--
		Actual	12.6	15.65	18.33	19.93	23.88	29.27	39.88	49.57	63.12	68.93	75.63	92.7	103.79	120.74	131.31	143.4	157.34	192.84	215.91	--	--	--	--
	1/2 HP	Normal	3	5	7.5	10	12.5	15	18	20	25	30	35	40	50	60	75	90	--	--	--	--	--	--	--
		Actual	3.01	5.14	7.38	10.86	12.86	15.43	--	21.04	26.86	31.71	--	40.71	48.86	66.62	74.91	85.05	--	--	--	--	--	--	--
	1 HP	Normal	3	5	7.5	10	12.5	15	20	25	--	--	--	--	--	--	--	--	--	--	--	--	--	--	--
		Actual	3.09	5.14	7.38	10.86	12.86	15.43	21.04	26.86	--	--	--	--	--	--	--	--	--	--	--	--	--	--	--
12 Ø28	1/4 HP	Normal	100	120	140	160	165	180	200	--	--	--	--	--	--	--	--	--	--	--	--	--	--	--	--
		Actual	97.78	117.33	143.4	160	163.56	179.91	204.25	--	--	--	--	--	--	--	--	--	--	--	--	--	--	--	--
	1/2 HP	Normal	12.5	15	18	20	25	30	40	50	60	70	80	90	100	120	140	160	165	180	200	--	--	--	--
		Actual	12.17	15.63	18.75	22.92	25.57	32.64	38.39	49.28	59.13	72.28	80.64	90.67	97.78	117.33	143.4	160	163.56	179.91	204.25	--	--	--	--
	1 HP	Normal	3	5	7.5	10	12.5	15	18	20	25	30	40	50	60	75	90	100	120	--	--	--	--	--	--
		Actual	3	5	7.73	9.74	12.5	15	18.33	20.45	26.11	30	39.42	47.31	57.82	73.33	85.05	100	127.65	--	--	--	--	--	--
	2 HP	Normal	3	5	7.5	10	12.5	15	18	20	25	30	--	--	--	--	--	--	--	--	--	--	--	--	--
		Actual	3	5	7.73	9.74	12.5	15	18.33	20.45	26.11	30	--	--	--	--	--	--	--	--	--	--	--	--	--
13 Ø32	1/2 HP	Normal	100	120	140	150	180	200	--	--	--	--	--	--	--	--	--	--	--	--	--	--	--	--	--
		Actual	109.8	129.63	137.41	155.56	171.76	194.44	--	--	--	--	--	--	--	--	--	--	--	--	--	--	--	--	--
	1 HP	Normal	30	40	50	60	70	80	90	100	120	125	150	180	200	--	--	--	--	--	--	--	--	--	--
		Actual	28	41	51.25	58.11	67.76	80	96	106	120	129.63	155.56	171.76	194.44	--	--	--	--	--	--	--	--	--	--
	2 HP	Normal	3	5	7.5	10	12.5	15	18	20	25	30	40	50	60	70	80	90	100	--	--	--	--	--	--
		Actual	3.2	5.02	7.86	10.41	12.14	14.33	17.2	18.99	25.08	28.16	41.64	48.56	57.33	68.8	75.97	86	107.5	--	--	--	--	--	--
14 Ø40	1 HP	Normal	125	140	150	180	200	--	--	--	--	--	--	--	--	--	--	--	--	--	--	--	--	--	--
		Actual	117.2	135	150	181	201	--	--	--	--	--	--	--	--	--	--	--	--	--	--	--	--	--	--
	2 HP	Normal	50	60	70	80	90	100	120	150	170	--	--	--	--	--	--	--	--	--	--	--	--	--	--
		Actual	50	57.5	67	78.1	87.9	97.7	125	150.9	167.6	--	--	--	--	--	--	--	--	--	--	--	--	--	--
	3 HP	Normal	3	5	10	15	20	25	30	40	50	60	70	80	90	100	--	--	--	--	--	--	--	--	--
		Actual	3.3	5.4	9.6	14.4	19.5	25	28.8	39.1	50	57.5	67.1	78.1	87.9	97.7	--	--	--	--	--	--	--	--	--
	5 HP	Normal	3	5	10	15	20	25	30	40	50	60	--	--	--	--	--	--	--	--	--	--	--	--	--
		Actual	3.3	5.4	9.6	14.4	19.5	25	28.8	39.1	50	57.5	--	--	--	--	--	--	--	--	--	--	--	--	--

High Ratio Gearmotor

11 Ø22	1/8 HP	Norml	250	300	350	450	500	600	700	800	900	1000	1100	1200	1300	1400	1500	1600	1800
		Actual	289.8	339.7	402.9	475.2	537.1	610.7	720.3	814.3	864.4	977.1	1043.8	1178.7	1325.4	1423.3	1498.3	1600.4	1872.9
12 Ø28	1/8 HP	Norml	250	300	350	450	500	600	700	800	900	1000	1100	1200	1300	1400	1500	1600	1800
		Actual	281.7	330.2	391.7	462	522.2	591.4	697.5	788.5	946.2	1023	1100	1182.7	1297.4	1344.4	1466.7	1566.7	1833.3
	1/4 HP	Norml	250	300	350	450	500	600	700	800	900	1000	1100	1200	1300	1400	1500	1600	1800
		Actual	281.7	330.2	391.7	462	522.2	591.4	697.5	788.5	946.2	1023	1100	1182.7	1297.4	1344.4	1466.7	1566.7	1833.3
13 Ø32	1/4 HP	Norml	250	300	350	450	500	600	700	800	900	1000	1100	1200	1300	1400	1500	1600	1800
		Actual	239.2	315.9	370.1	460	500	651.8	760.2	830.1	897.4	994.6	1050.8	1142.8	1261	1369.4	1514.3	1643.3	1814.4
	1/2 HP	Norml	250	300	350	450	500	600	700	800	900	1000	1100	1200	1300	1400	1500	1600	1800
		Actual	272.3	322.5	387	453.3	527.7	749.3	813.8	876.1	884.6	1021.8	1118.4	1206.2	1304.3	1447.5	1539.8	1598.3	1847.8

GEAR CHENTA

PT CHENTA TRANSMISSION INDONESIA

Your trusted parter in reliable transmission solution

HEAD OFFICE

Jl. Rungkut Industri III/55, 60293 **Surabaya**

(031) 8497070

support@chentaindonesia.co.id

www.chentaindonesia.co.id